

MODEL-med
international pty. ltd.

ABN 23 492 360 470

87 Argus St Cheltenham 3192
Melbourne Australia

Phone +61 (0)418 506 308
www.modelmed.com.au

The *MODEL-med* Perineal Repair Suturing Simulator



The MODEL-*med* Perineal Repair Suturing Simulator Instructions

The Model-*med* Perineal Repair Suturing Simulator is simple to use.

You simply clamp it to the table.

Then make any incision you like to simulate a grade 1, 2, 3, or grade 4 tear.

You can then suture the simulated tear.



Before using the simulator please ensure the following rules are followed to protect the simulator from damage.

1. No long fingernails, as they can cut the rubber if forced into the simulator.



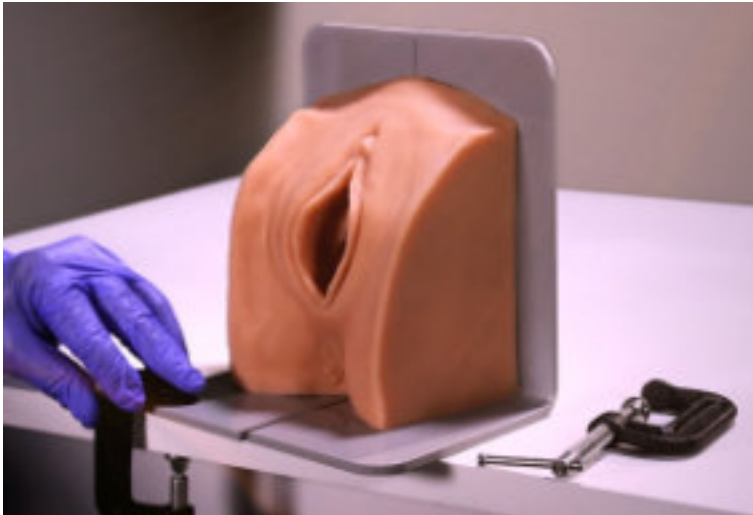
2. Please remove any rings from your fingers and store in a safe place.



3. Please remove your watch if you wear one. They can sometimes be sharp and may inadvertently damage the rubber skin of the simulator.



Place the Perineal Repair Suturing Simulator near the edge of the table.



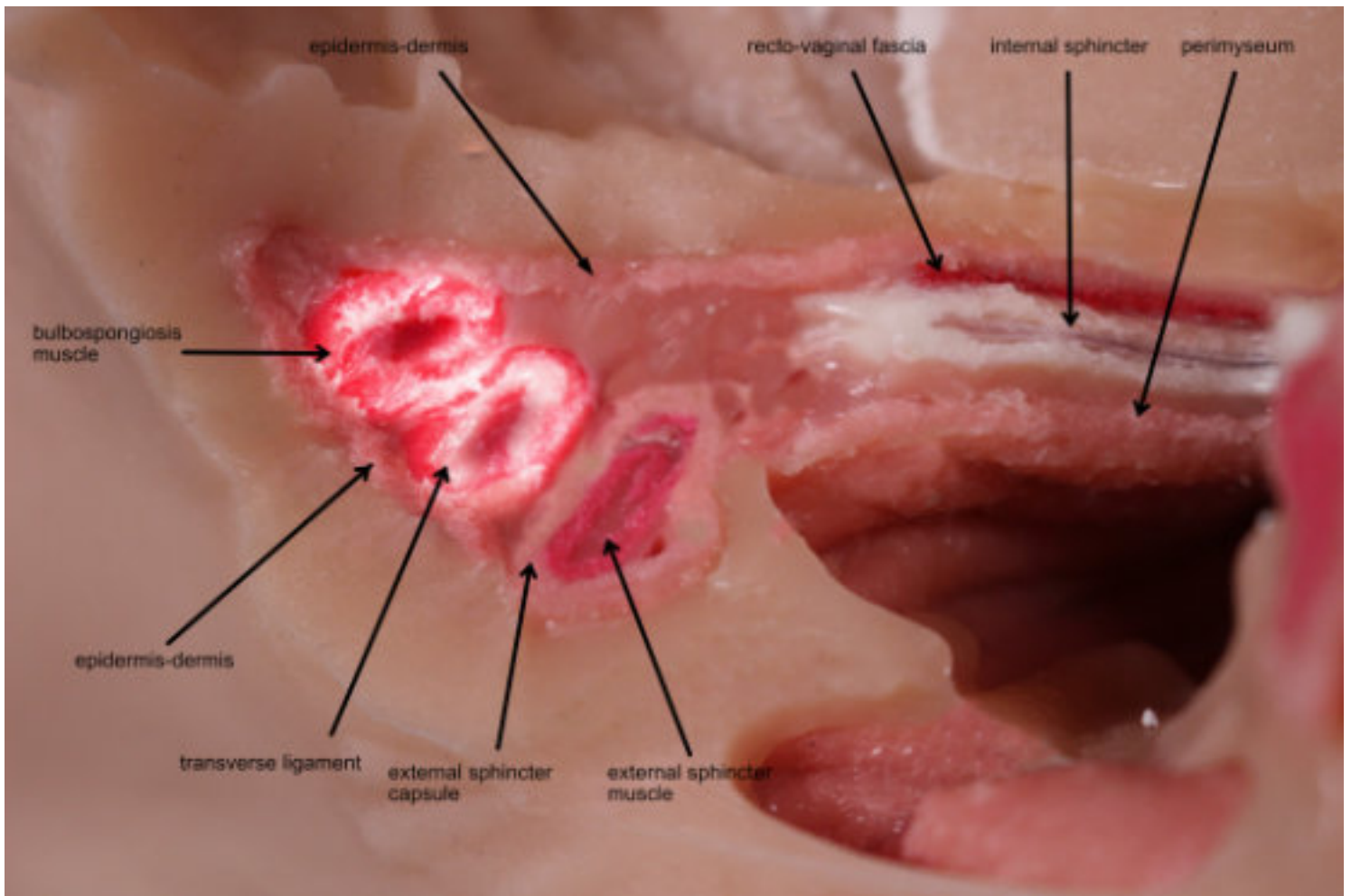
Place the simulator as it is shown in this picture. Using one of the supplied clamps, clamp the base to the edge of the table.



Now gently spread the base open and clamp the other side of the base to the table.



You can choose to simulate a grade 1, 2, 3, or 4 tear by cutting the preineum with sharp scissors.

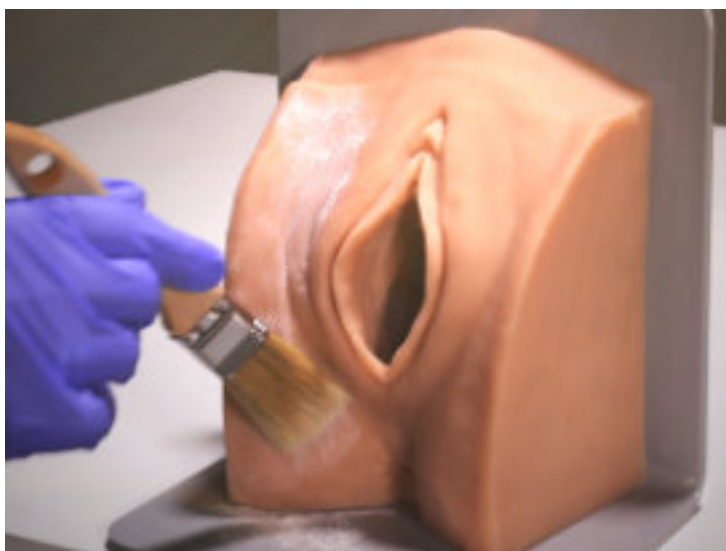




You can now suture the different structures around the perineum.



After use wipe down the simulator with a lint-free cloth soaked in warm water and some dishwashing detergent. Pat dry with a towel.



Finally, brush some talcum powder onto the simulator. This will help preserve the rubber and keep it soft and dry.

MODELmed
international pty. ltd.

ABN 23 492 360 470

87 Argus St Cheltenham 3192

Melbourne Australia

Phone +61 (0)418 506 308

www.modelmed.com.au

Model-med International Pty Ltd Warranty

Our simulators are made from a soft, yet tough, material. They will last if they are treated like a person. That is, gently.

Model-med International Pty Ltd offers a one year warranty to the original purchaser from the date of purchase on our products when they are handled, operated and maintained in accordance with the printed instructions accompanying them. This Limited Warranty shall be limited to the repair or replacement of parts that prove defective under normal use and service and which on examination shall indicate, to Model-med's satisfaction, they are defective. If Model-med confirms the defect and approves the claim, Model-med will elect to repair or replace, or have parts repaired or replaced without charge by a nominated representative of Model-med 's choosing. We may ask for photographic evidence of the damage to the model. The Warranty does not cover any costs of shipping. Shipping costs will be paid by the Customer.

This Limited Warranty does not cover any failures or operating difficulties due to accident, abuse, misuse, alteration, misapplication, vandalism, improper maintenance, or failure to perform normal and routine maintenance.

We will repair a product if it fails within one year of purchase providing it has not been mistreated or abused. We define mistreated or abused in, but not limited to, the following ways:-

If the model is cut, punctured or sliced by any object, including but not limited to forceps, knives, or any other implements.

Damage caused by fingernails is not covered by this warranty.

If any lubricant other than a water-based lubricant is used on the simulator. Only recognised water-based surgical lubricants should be used.

If any chemicals other than those described in the care and handling documents are used on the skin, or if the chemicals described in the care and handling documents are used in quantities greater than those recommended.

Hot objects should not be placed on or around the simulators. We define hot as being above 50 degrees celcius.

If you believe you have a claim under warranty you must first contact your local distributor for instructions on how to proceed with the claim.

Model-med International Pty Ltd shall not be liable under this or any implied warranty for incidental or consequential damages.